


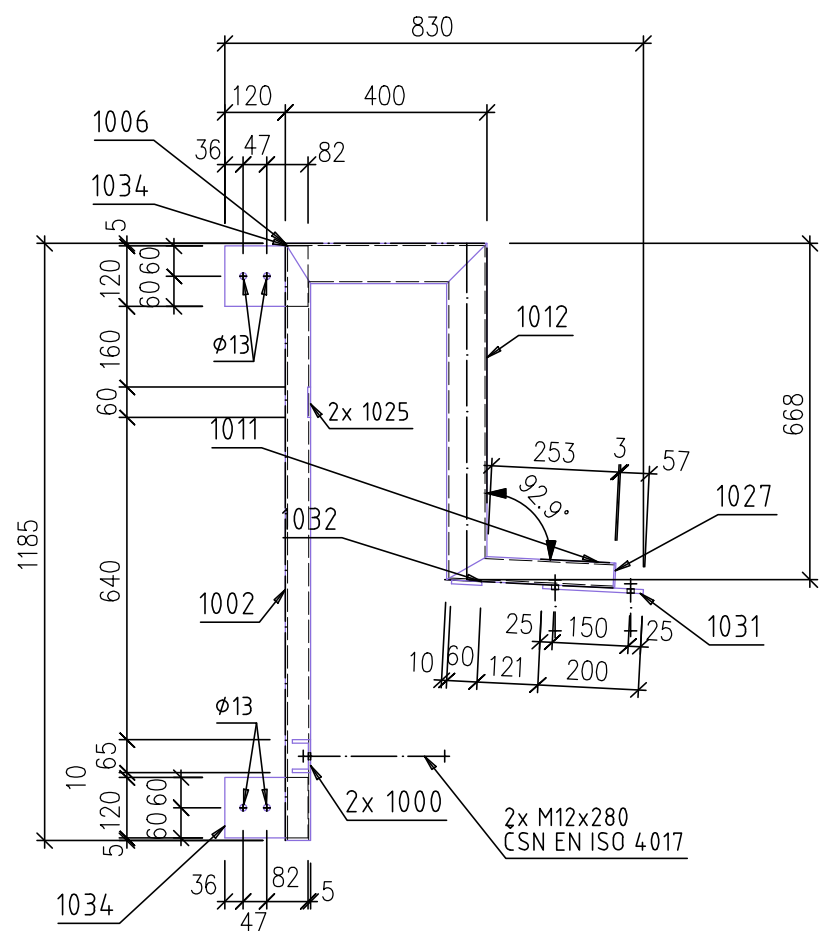
Pozície (os. dĺžky)	Počet kusů (pro 1 dĺžku)	Název	Dĺžka (mm)	Šírka (mm)	Počet kusů celkom	Material	Hmotnosť 1 kusů (kg/kus)	Hmotnosť celkom v dĺžky (kg)
8	6	TRCTV50x4						
1002	1	TRCTV50x4	1185	0	6	S235JRG2	6.7	40.1
1012	1	TROB080x50x4	668	0	6	S235JRG2	4.8	28.8
1006	1	TROB080x50x4	400	0	6	S235JRG2	2.9	17.3
1011	1	TRCTV50x4	330	0	6	S235JRG2	1.9	11.2
-	28	M12 x 280 8.8	280	0	8	8.8	0.2	2
1000	2	UPE65	255	0	12	S235JRG2	1.5	17.5
1031	1	P8x170-200	200	170	6	S235JRG2	2.1	12.8
1032	1	P8x60-170	170	60	6	S235JRG2	0.6	3.8
1034	2	P6x120-165	165	120	12	S235JRG2	0.9	11.2
-	24	M12 x 105 8.8	105	0	12	8.8	0.1	1.5
-	24	M12 x 95 8.8	95	0	12	8.8	0.1	1.4
1025	2	P6x60-60	60	60	12	S235JRG2	0.2	2
1027	1	P3x50-50	50	50	6	S235JRG2	0.1	0.4
-	16	M12 x 30 8.8	30	0	8	8.8	0.1	0.6
HMOTNOST DÍLCĚ [kg]:							38	150.5
9	6	TRCTV50x4						
1002	1	TRCTV50x4	1185	0	6	S235JRG2	6.7	40.1
1012	1	TROB080x50x4	668	0	6	S235JRG2	4.8	28.8
1006	1	TROB080x50x4	400	0	6	S235JRG2	2.9	17.3
1011	1	TRCTV50x4	330	0	6	S235JRG2	1.9	11.2
-	28	M12 x 280 8.8	280	0	12	8.8	0.2	3
1000	2	UPE65	255	0	12	S235JRG2	1.5	17.5
1031	1	P8x170-200	200	170	6	S235JRG2	2.1	12.8
1032	1	P8x60-170	170	60	6	S235JRG2	0.6	3.8
1034	2	P6x120-165	165	120	12	S235JRG2	0.9	11.2
-	24	M12 x 105 8.8	105	0	12	8.8	0.1	1.5
-	24	M12 x 95 8.8	95	0	12	8.8	0.1	1.4
1025	2	P6x60-60	60	60	12	S235JRG2	0.2	2
1027	1	P3x50-50	50	50	6	S235JRG2	0.1	0.4
-	20	M12 x 35 8.8	35	0	20	8.8	0.1	1.5
HMOTNOST DÍLCĚ [kg]:							38.3	152.4
10	6	TRCTV50x4						
1002	1	TRCTV50x4	1185	0	6	S235JRG2	6.7	40.1
1014	1	TROB080x50x4	565	0	6	S235JRG2	4.1	24.4
1006	1	TROB080x50x4	400	0	6	S235JRG2	2.9	17.3
1010	1	TRCTV50x4	345	0	6	S235JRG2	1.9	11.7
-	2	M12 x 280 8.8	280	0	12	8.8	0.2	3
1000	2	UPE65	255	0	12	S235JRG2	1.5	17.5
1031	1	P8x170-200	200	170	6	S235JRG2	2.1	12.8
1032	1	P8x60-170	170	60	6	S235JRG2	0.6	3.8
1034	2	P6x120-165	165	120	12	S235JRG2	0.9	11.2
-	4	M12 x 85 8.8	85	0	24	8.8	0.1	2.6
1025	2	P6x60-60	60	60	12	S235JRG2	0.2	2
1027	1	P3x50-50	50	50	6	S235JRG2	0.1	0.4
HMOTNOST DÍLCĚ [kg]:							24.5	146.8
11	5	TRCTV50x4						
1002	2	TRCTV50x4	1185	0	10	S235JRG2	6.7	66.8
1009	1	TROB080x50x4	722	0	5	S235JRG2	5.2	26
1013	1	TROB080x50x4	493	0	5	S235JRG2	2.9	14.5
1006	1	TROB080x50x4	400	0	5	S235JRG2	2.9	14.4
1015	1	UPE65	388	0	5	S235JRG2	2.2	11.1
1008	1	TRCTV50x4	345	0	5	S235JRG2	1.9	9.7
1016	1	UPE65	285	0	5	S235JRG2	1.6	8.1
-	2	M12 x 280 8.8	280	0	10	8.8	0.2	2.5
1000	2	UPE65	255	0	10	S235JRG2	1.5	14.6
1031	1	P8x170-200	200	170	5	S235JRG2	2.1	10.7
1032	1	P8x60-170	170	60	5	S235JRG2	0.6	3.2
1028	2	P6x120-165	165	120	10	S235JRG2	0.9	9.3
1033	2	P6x120-165	165	120	10	S235JRG2	0.9	9.3
-	4	M12 x 85 8.8	85	0	20	8.8	0.1	2.2
1025	4	P6x60-60	60	60	20	S235JRG2	0.2	3.4
1027	1	P3x50-50	50	50	5	S235JRG2	0.1	0.3
-	4	M12 x 35 8.8	35	0	20	8.8	0.1	1.5
HMOTNOST DÍLCĚ [kg]:							41.5	207.6
12	4	TRCTV50x4						
1002	1	TRCTV50x4	1185	0	4	S235JRG2	6.7	26.7
1014	1	TROB080x50x4	565	0	4	S235JRG2	4.1	16.3
1006	1	TROB080x50x4	400	0	4	S235JRG2	2.9	11.5
1010	1	TRCTV50x4	345	0	4	S235JRG2	1.9	7.8
-	28	M12 x 280 8.8	280	0	8	8.8	0.2	2
1000	2	UPE65	255	0	8	S235JRG2	1.5	11.7
1031	1	P8x170-200	200	170	4	S235JRG2	2.1	8.5
1032	1	P8x60-170	170	60	4	S235JRG2	0.6	2.6
1033	2	P6x120-165	165	120	8	S235JRG2	0.9	7.5
-	16	M12 x 85 8.8	85	0	16	8.8	0.1	1.7
1025	2	P6x60-60	60	60	8	S235JRG2	0.2	1.4
1027	1	P3x50-50	50	50	4	S235JRG2	0.1	0.2
-	16	M12 x 30 8.8	30	0	8	8.8	0.1	0.6
HMOTNOST DÍLCĚ [kg]:							33.3	98.4
13	4	TRCTV50x4						
1002	1	TRCTV50x4	1185	0	4	S235JRG2	6.7	26.7
1017	1	TROB080x50x4	417	0	4	S235JRG2	3	12
1006	1	TROB080x50x4	400	0	4	S235JRG2	2.9	11.5
1010	1	TRCTV50x4	345	0	4	S235JRG2	1.9	7.8
-	2	M12 x 280 8.8	280	0	8	8.8	0.2	2
1000	2	UPE65	255	0	8	S235JRG2	1.5	11.7
1031	1	P8x170-200	200	170	4	S235JRG2	2.1	8.5
1032	1	P8x60-170	170	60	4	S235JRG2	0.6	2.6
1038	2	P6x120-120	120	120	8	S235JRG2	0.9	7.2
-	4	M12 x 85 8.8	85	0	16	8.8	0.1	1.7
1025	2	P6x60-60	60	60	8	S235JRG2	0.2	1.4
1027	1	P3x50-50	50	50	4	S235JRG2	0.1	0.2
HMOTNOST DÍLCĚ [kg]:							23.3	93.3
CELKOVÁ HMOTNOST VŠECH DÍLCŮ NA VÝKRESU [kg]:							84 9.1	

GP	AK ČSANDA-PIŤERKA, RIEČNA 2, NITRA		
AUTOR NÁVRHU	ING.ARCH. M.ČSANDA		
HIP	ING. MILAN KONIAR		
STAVEBNÍK	NITRIANSKA INVESTIČNÁ, S.R.O., ŠTEFÁNIKOVA TRIEDA 60. 950 06 NITRA		
MIESTO STAVBY	K.Ú. NITRA, P.Č. 185, 174/6, 174/9, 174/11		
NÁZOV STAVBY	OPRAVA HAVARIJNÉHO STAVU ZÁPASNÍCKEJHALY J. ŠTRNÍKA, PARKOVÉ NÁBREŽIE 1933, NITRA		
PROJEKTANT	B&B PROJEKT S.R.O.		
ZODP. PROJEKTANT	ING. PETRA BRIDOVÁ		
VYPRACOVAL	ING. MAREK BRIDA		
STAVEBNÝ OBJEKT	80 100 OPRAVA HAVARIJNÉHO STAVU OBVODOVÉHO A STREŠNÉHO PLOŠTA		
DSO	DSO 1 00.ST STATIKA		
OBSAH PRÍLOHY	OK PRVKY (8,9,10,11,12,13)		
FORMÁT	B x A4		
MIERKA	1:15		
ČÍSLO PRÍLOHY	C.100.ST-06		

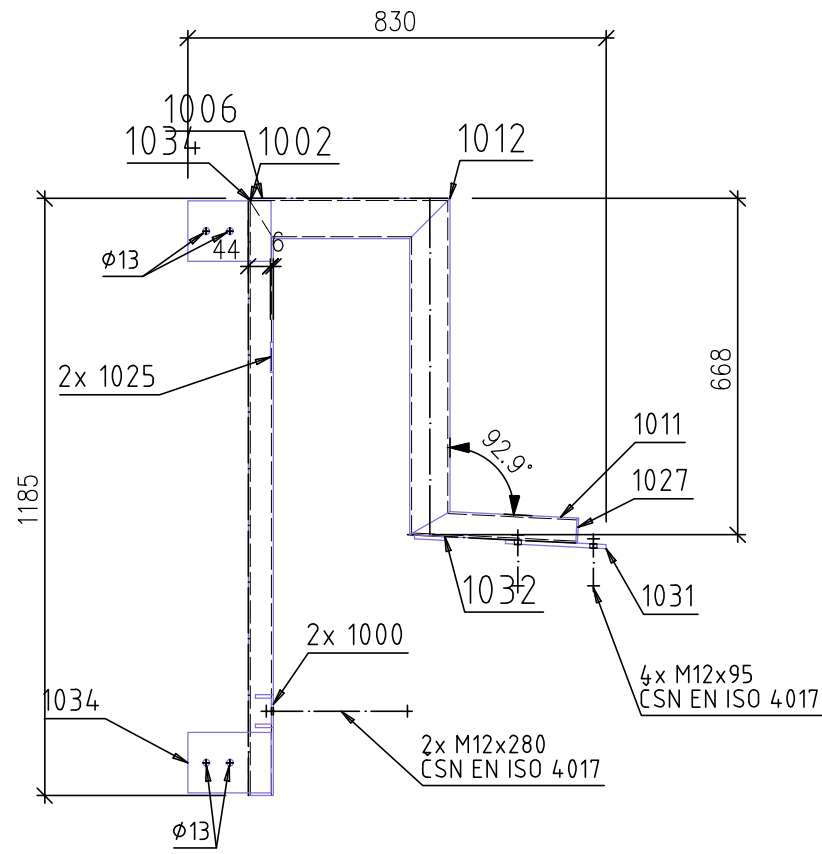


±0.000 = 141,10

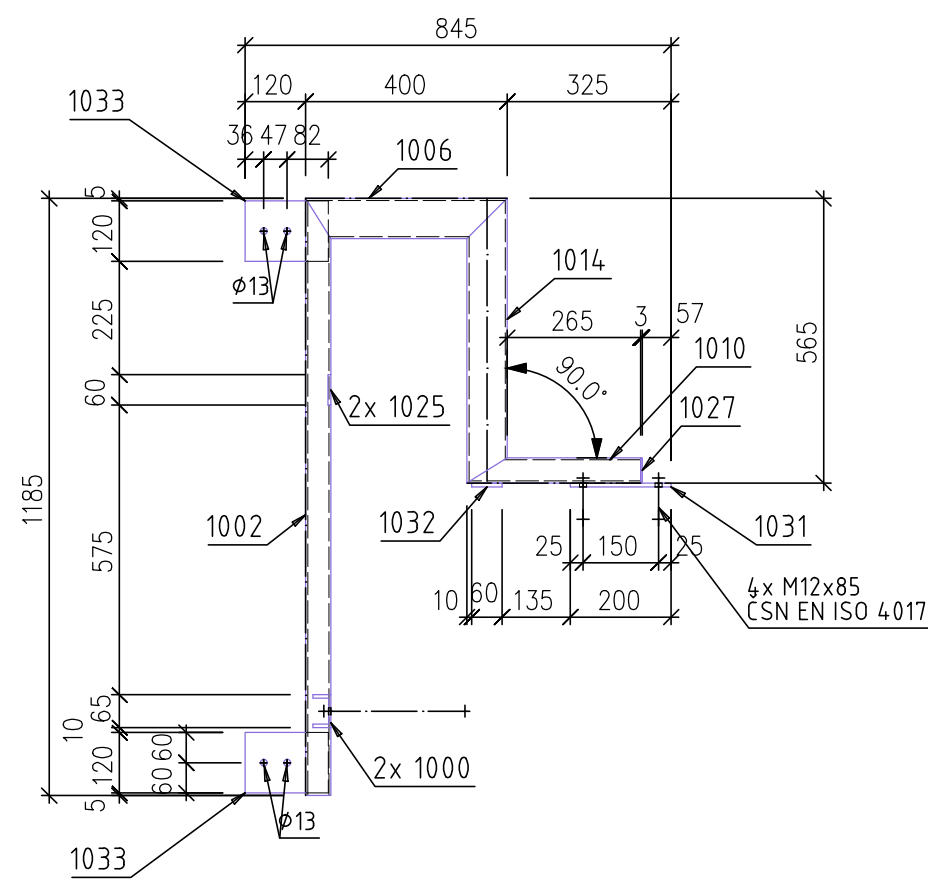
8 - 6x 1:15



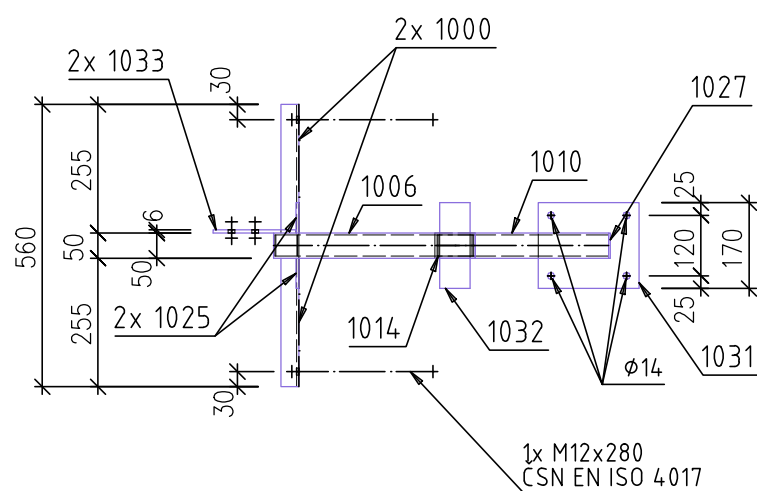
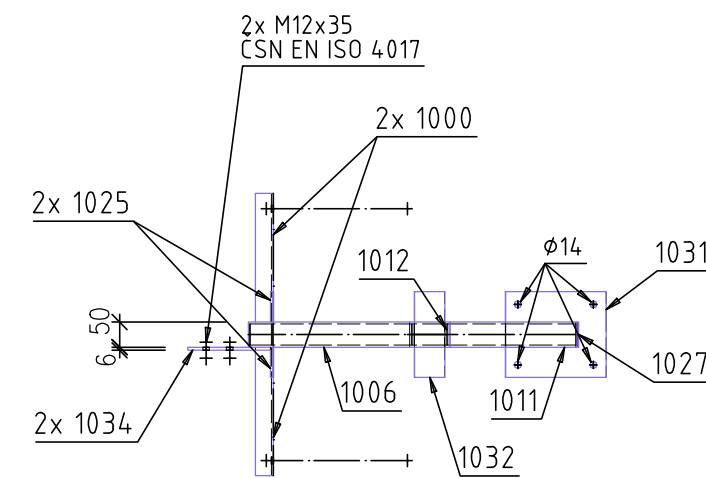
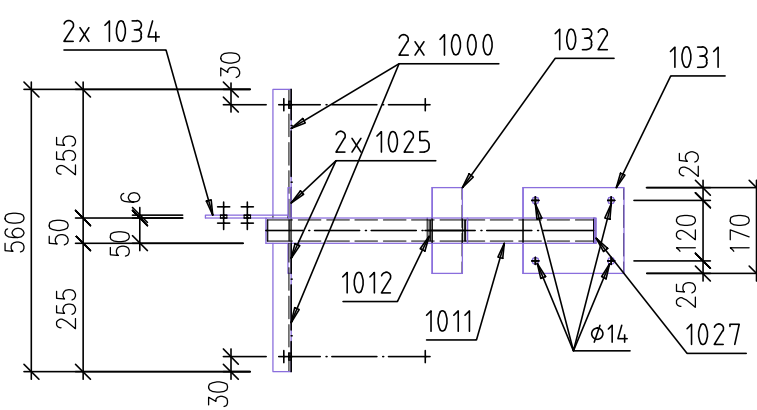
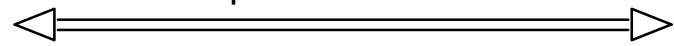
9 - 6x 1:15



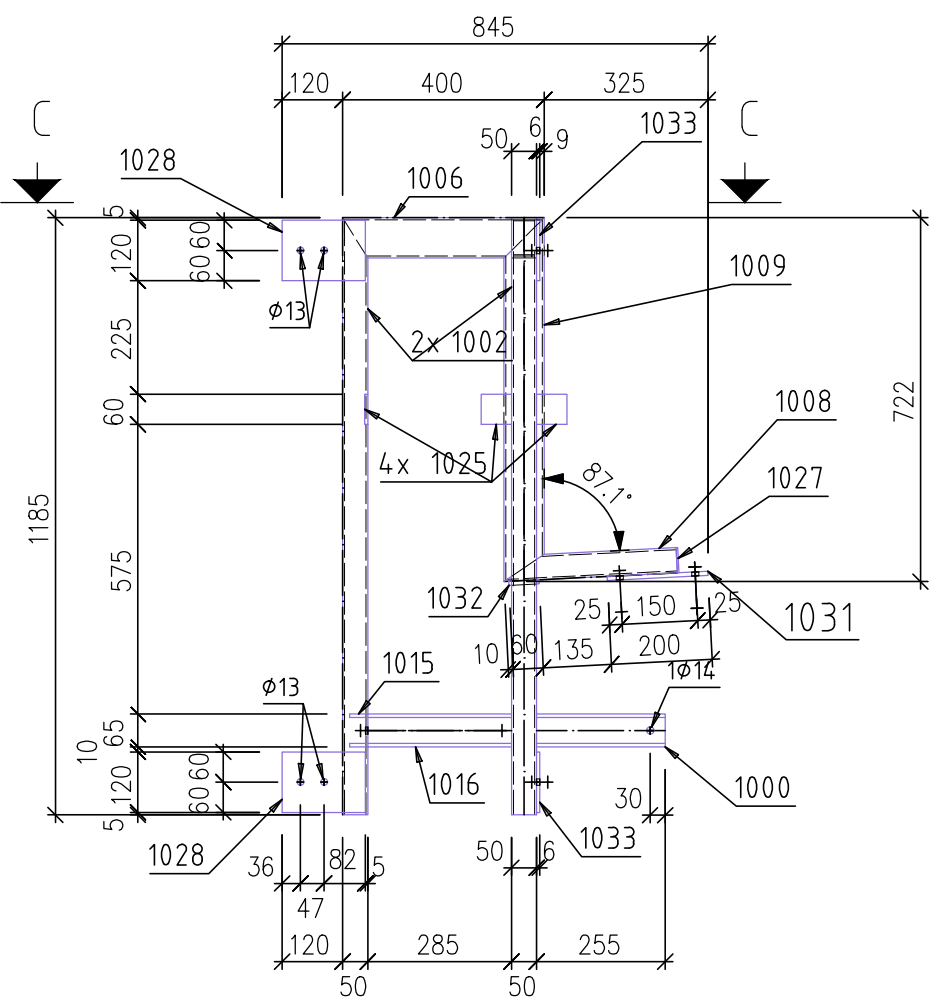
10 - 6x 1:15



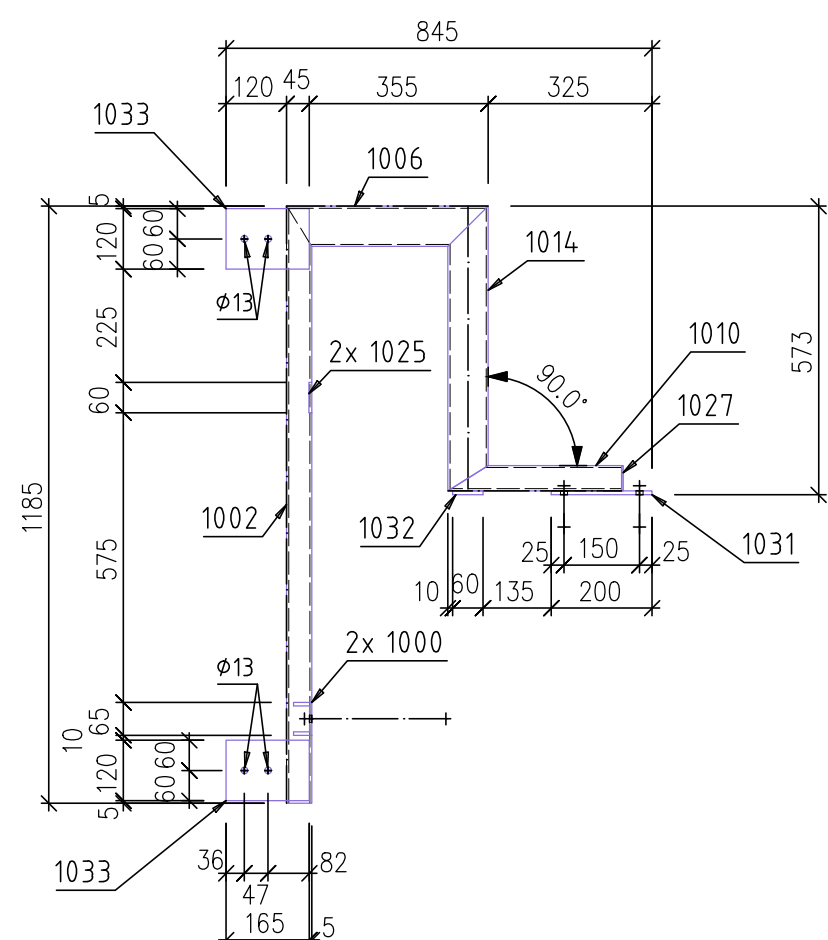
Rozdiel v polohe platne "1034"



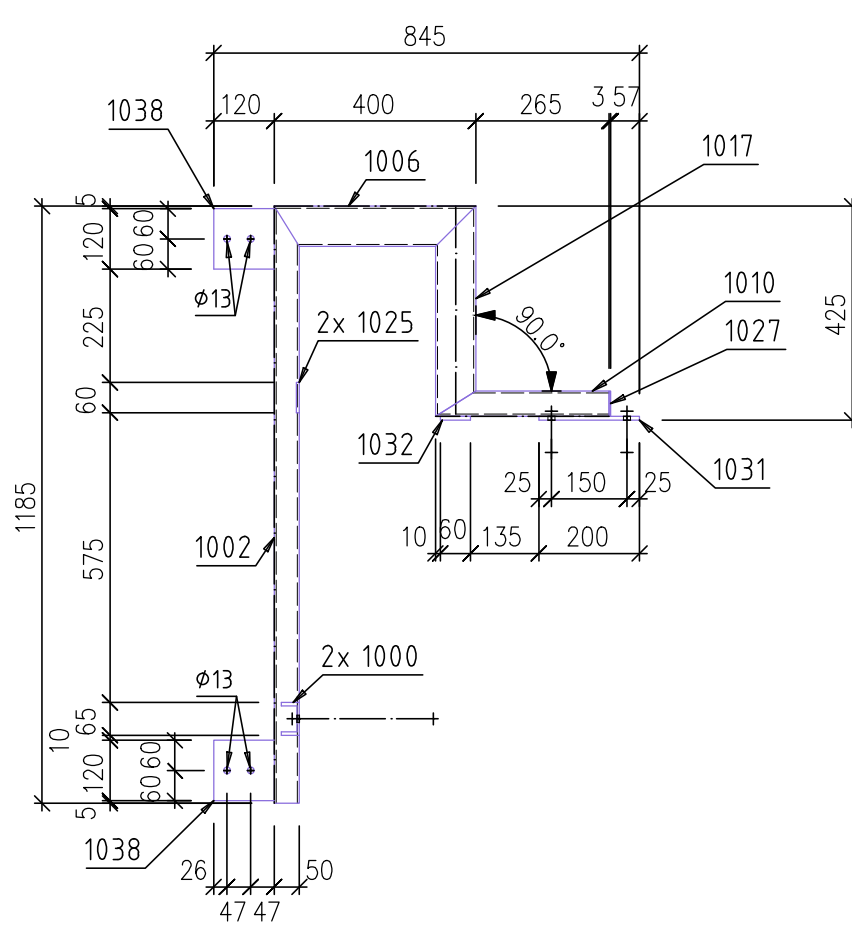
11 - 5x 1:15



12 - 4x 1:15



13 - 4x 1:15



ŘEZ C - C  
(DÍLEČ 11)

